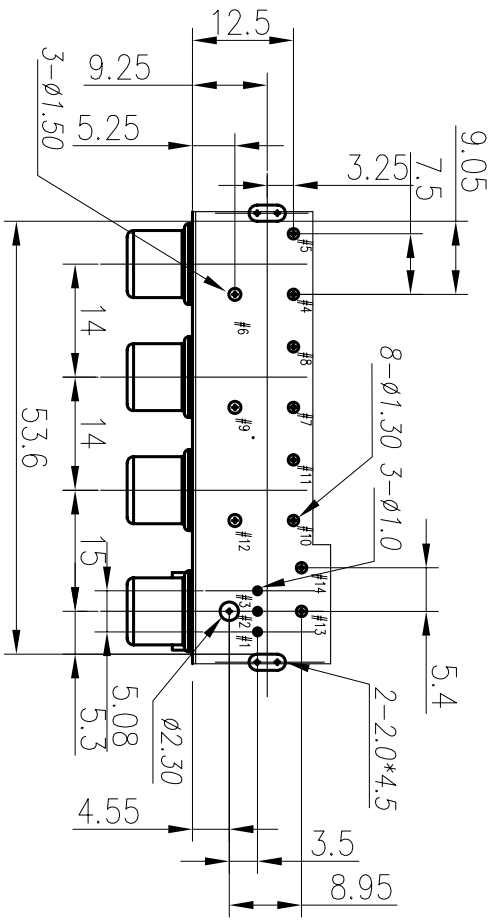
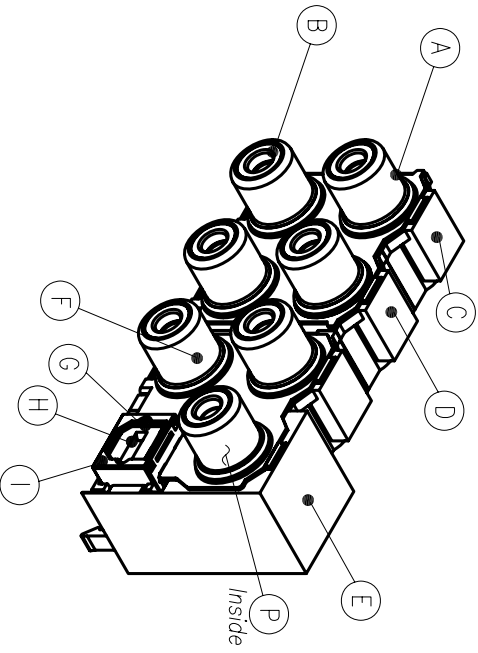
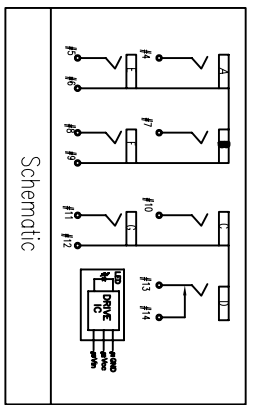


REV. ECN NO OR DESCRIPTION	REVISED	DATE
A PDR RELEASE	David-T	2009.10.06

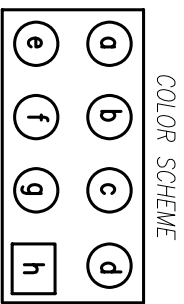


Recommend PGB Layout
(Jack Top View)
Tolerance: ±0.05mm
Recommend PCB Thickness: 1.6mm



"TABLE 1"

PART NO.	COLOR SCHEME							
	a	b	c	d	e	f	g	h
2P11580-000111	YELLOW 116C	WHITE ---	RED 193C	ORANGE 158C	GREEN 341C	BLUE 281C	RED 193C	LIME 577C



COLOR SCHEME

P	Insulation	1	PBT UL94V-0	Black
O	Terminal #13,14	2	Brass	MATTE Sn Plating
N	Terminal #4,7,10	3	Brass	CuSn Plating
M	Terminal #5,8,11	3	Brass	CuSn Plating
L	Cover	1	PA9T UL94V-0	Black
K	Frame-2	1	LCP UL94V-0	Black
J	Drive IC (Tx)	1	16Mbps	Black
I	Frame-1	1	PA66 UL94V-0	Black
H	Gate	1	PA66 UL94V-0	LIME(#577C)
G	Spring	1	Stainless Steel	
F	Outer Contact(3 Holes)	1	Brass	CuSn Plating
E	Housing-R	1	PBT UL94V-0	Black
D	Housing-M	2	PBT UL94V-0	Black
C	Housing-L	1	PBT UL94V-0	Black
B	Washer	7	PBT UL94V-0	See "TABLE 1"
A	Outer Contact(4 Holes)	1	Brass	CuSn Plating
NO	DESCRIPTION	QTY	MATERIAL	PLATING & COLOR

UNLESS OTHERWISE SPECIFIED TOLERANCES

DECIMALS:	ANGLES:
X : ±0.5	X : ±2°
X.X : ±0.3	X.X : ±1°
X.XX : ±0.2	

Singatron Enterprise Co., Ltd.
信音企業股份有限公司

Part No. 2P11580-000111

Scale 1:1

Unit: mm

Sheet: 2 OF 2

Rev: A

CUSTOMER COPY

