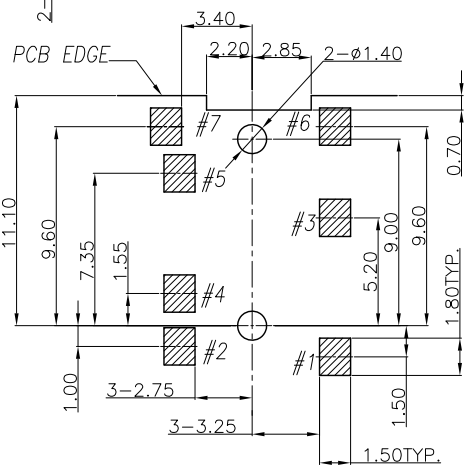
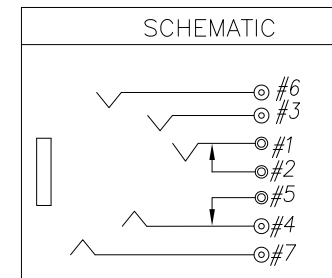
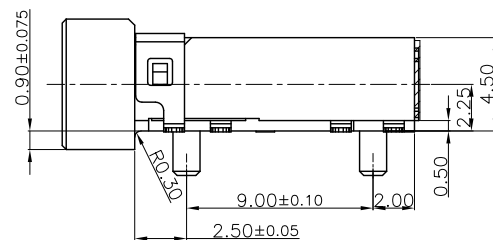
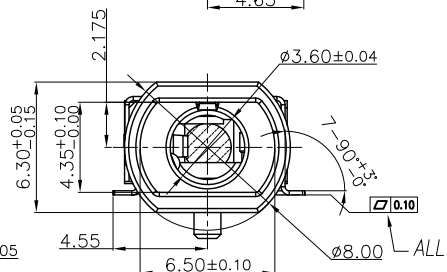
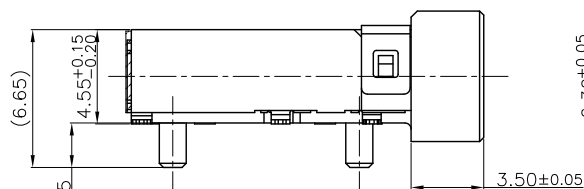
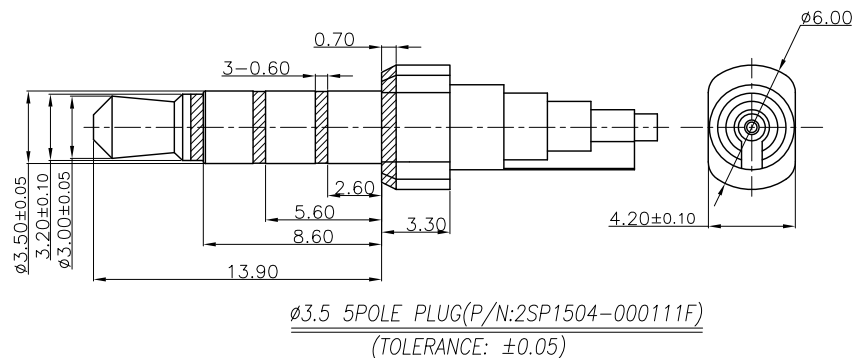
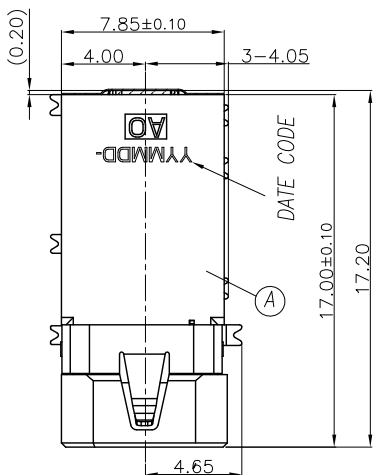


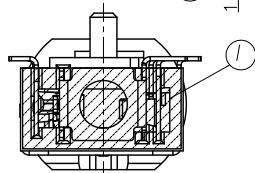
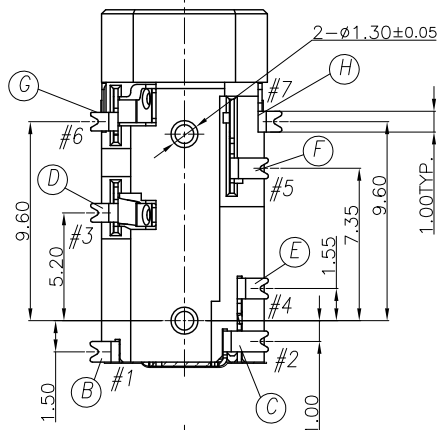
REV.	ECN NO OR DESCRIPTION	REVISED	DATE
A	PDR NO: T130227-1A	Bruce	2014.09.16

SPECIFICATIONS:

- ELECTRICAL CHARACTERISTICS:
 - RATING: 12V 1A
 - CONTACT RESISTANCE: 50mΩ MAX.(INITIAL)
 - DIELECTRIC WITHSTANDING VOLTAGE: 500V AC FOR ONE MINUTE.
 - INSULATION RESISTANCE: 100MΩ MIN. MEASURED BY 500V DC
- MECHANICAL CHARACTERISTICS:
 - INSERTION FORCE : 0.3~3.0 KGF
 - WITHDRAWAL FORCE : 0.3~3.0 KGF
- LIFE TEST: 5,000 CYCLES
- AFTER LIFE TEST, CONTACT RESISTANCE: 60mΩ MAX.
- AFTER HUMIDITY TEST, INSULATION RESISTANCE: 50MΩ MIN.
- TO CONFORM TO SINGATRON HAZARDOUS SUBSTANCE FREE SPEC.
- HALOGEN FREE PRODUCT IDENTIFICATION MARK ON PRODUCT: Ⓞ
- HALOGEN FREE PRODUCT IDENTIFICATION LOGO ON PACKAGING: ♻️
- PLUG INTERFACE DIMENSION CONFORM TO SINGATRON:2SP1504-000111F
- PART IS COMPLIANT TO EU ROHS DIRECTIVES 2002/95/EC AND 2011/65/EU
- PLANARITY ON ALL SOLDER PINS IS 0.10MM



RECOMMENDED PCB LAYOUT(TOP VIEW)
(TOLERANCE: ±0.05)



I	MYLAR	1	T=0.06MM(KAPTON)	YELLOW
H	EARTH	1	COPPER ALLOY, 0.2T	GOLD FLASH ON CONTACT AREA; MATTE Sn 80u" ON SOLDER AREA; ALL OVER Ni 50u" PLATING.
G	RING-B-L	1	COPPER ALLOY, 0.2T	GOLD FLASH ON CONTACT AREA; GOLD FLASH ON SOLDER TAIL AREA; ALL OVER Ni 50u" PLATING.
F	SHUNT-B	1	COPPER ALLOY, 0.2T	
E	RING-B-R	1	COPPER ALLOY, 0.2T	
D	RING-A	1	COPPER ALLOY, 0.2T	
C	SHUNT-A	1	COPPER ALLOY, 0.2T	
B	TIP	1	COPPER ALLOY, 0.2T	
A	BODY	1	HIGH TEMP.THERMOPLASTIC UL 94V-0	BLACK
NO	DESCRIPTION	QTY	MATERIAL	PLATING & COLOR

UNLESS OTHERWISE SPECIFIED TOLERANCES

Singatron Enterprise Co., Ltd.
信音企業股份有限公司

DECIMALS:	ANGLES:	TITLE	5-POLES Ø3.50 AUDIO JACK	
X :±0.5	X :±2°	DWN Bruce	PART NO. 2SJ3110-100111F	
X.X :±0.3	X.X :±1°	CHKD Sky	SCALE:4:1	UNIT: mm
X.XX :±0.2		APVD Lussen	SIZE: A3	SHEET:1 OF 1 REV:A

CUSTOMER COPY